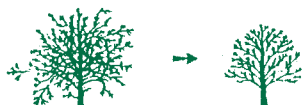
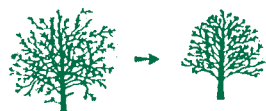


— SHADE TREES —



STANDARD PRUNING

- Remove dead branches 1/2" diameter or larger.
- Remove interfering, crossing, or dangerous branches.
- Remove all old stubs.
- Remove Broken and hanging branches.
- Thin interior branches by one-third.
- Clear from sidewalk or street.
- Remove lower branches to provide more space under tree, only if requested.
- Shape to natural form.



STANDARD PRUNING THIN LIGHTLY

- Same as "Standard Pruning" except thin interior branches by one-fourth.

CUSTOM PRUNING

- Prune just what is stated on work order — **nothing more, nothing less.**



— SPRUCE & PINES —



PRUNE OVERALL

- Cut back to create a conical shape.
- Remove deadwood 1/2" and larger inside lower one-third of tree.



STANDARD PRUNING

- Same as "Prune Overall," but no deadwood removed.



SHEARING

- Formal shearing with electric shears to create the basic shape. No deadwood removed.

— GLOSSARY —

PRUNING: Informal, selective cutting of branches with hand or power tools to maintain natural shape.

SHEARING: Trimming of branches with electric shears to achieve a smooth, formal, and symmetrical appearance.

CLEAR: Process of cutting back branches just far enough to clear sidewalks, street, patio, etc., and meet city code where necessary.

RAISE: Process of cutting back lowest branches to obtain more space beneath tree. Height to raise specified by customer.

REMOVE: Cutting tree down to stump, then digging out or otherwise removing stump and some roots.



— EVERGREENS —



PRUNE HARD

- Cut back as much as possible to control size and shape. Will cause a somewhat woody appearance.



PRUNE

- Cut back only to shape and control size.



PRUNE LIGHTLY

- Tip back extra long ends only. Done to new plants to encourage thicker growth.



SHEAR HARD

- Shearing with electric shears. May show some browning.



SHEAR

- Shearing back one or two years' growth to obtain formal shape.




SHEAR LIGHTLY

- Shear ends back with minimum reduction in size.



CUSTOM SHEARING/PRUNING

- Pruning or shearing just what is stated on work order — **nothing more, nothing less.**



DECIDUOUS — SHRUBS —



PRUNE HARD

- Remove one-third of the oldest canes at ground level.
- Cut height and width back to size specified by customer.
- Remove majority of deadwood.



PRUNE

- Remove two or three of the oldest canes at ground level.
- Cut back one foot, or as needed to shape.
- Remove majority of deadwood.



PRUNE LIGHTLY

- Cut back extra long ends only.
- Remove only minimum amount of deadwood.



SHEARING

- Use electric shears to shape. Reduce height and width as specified on work order.
- No deadwood removed.



CUSTOM SHEARING/PRUNING

- Pruning or shearing just what is stated on work order — **nothing more, nothing less.**